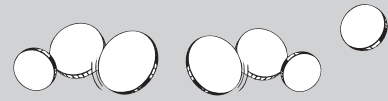


Lesson 12



Title Perform a Play/Readers' Theatre

Standard: History – U.S.

Objectives:

Think analytically with analogies.

Learn new vocabulary.

Practice performing a play/readers' theatre.

Materials:

Transparency of page 53; Overhead Projector

One copy of the play per student

Lesson Theme: Reinforcing Previous Lessons by Practicing and Performing a Play/Readers' Theatre

Procedure

Using an overhead projector, project Page 53, one section at a time. Students write today's analogy and the new vocabulary on their ruled paper.

Part I: Discuss today's analogy.

Read the analogy **10 decades is to a century as 10 centuries is to *blank*.**

Read the completed analogy **10 decades is to a century as 10 centuries is to a *millennium*.** Ask students to count by 10s to reinforce that 10 decades equal 100 years. Have students count by 100s to reinforce that 10 centuries equal 1000 years. 1000 years equals a millennium.

Part II: New Vocabulary

**Emancipation Proclamation =
when slaves (in southern states) were freed**

The Emancipation Proclamation is only one of the historical highlights covered in the play.

Part III: Discuss today's riddle.


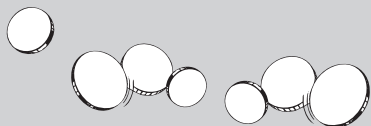
You perform this

In front of an audience.

Practice makes perfect!

It just makes good sense.

What do you perform? (**You perform a play/readers' theatre.**)



Part IV: Perform the Play/Readers' Theatre entitled *All About Coins*

Practice and perform the following original play/readers' theatre entitled *All About Coins*. Assign roles by giving students a number or numbers. Each student speaks when they come to that number in the play. In preparation for the play, duplicate a copy for students and have them highlight their lines. It is effective if each speaker stands when it is time to say his/her line. Seat all quarters together; seat all nickels together; seat all pennies together; then seat all dimes together. Make "sandwich boards" for the obverse and reverse sides of the coins.

Part V: Closure & Assessment

Close and assess the unit by asking what students liked best.

Play Props (Sandwich Boards)

Unless otherwise indicated, coins have appropriate obverse and reverse graphics. Only #1 has sides. Narrators may choose their own costumes.

- 1 quarter; edge silver, copper, silver
- 2 penny; Indian
- 3 dime
- 4 narrator
- 5 2006 nickel; Denver; new Monticello; face forward T. J. head
- 6 dime
- 7 quarter; state face
- 8 quarter; eagle; state face
- 9 quarter; state face
- 10 2004 nickel; Philadelphia; traditional TJ head; Oease Medal
- 11 2005 nickel; San Francisco; American Bison or Pacific Ocean; side Thomas Jefferson head
- 12 penny; silver
- 13 penny; Lincoln; Lincoln Memorial
- 14 penny Lincoln; Lincoln Memorial
- 15 dime
- 16 dime
- 17 dime
- 18 quarter with a state face
- 19 2004 nickel: Denver; traditional Jefferson face; Keelboat
- 20 penny with Lincoln obverse; Lincoln Memorial reverse
- 21 narrator
- 22 narrator
- 23 dime
- 24 dime

